


Stay-at-Home Round Robin•2026

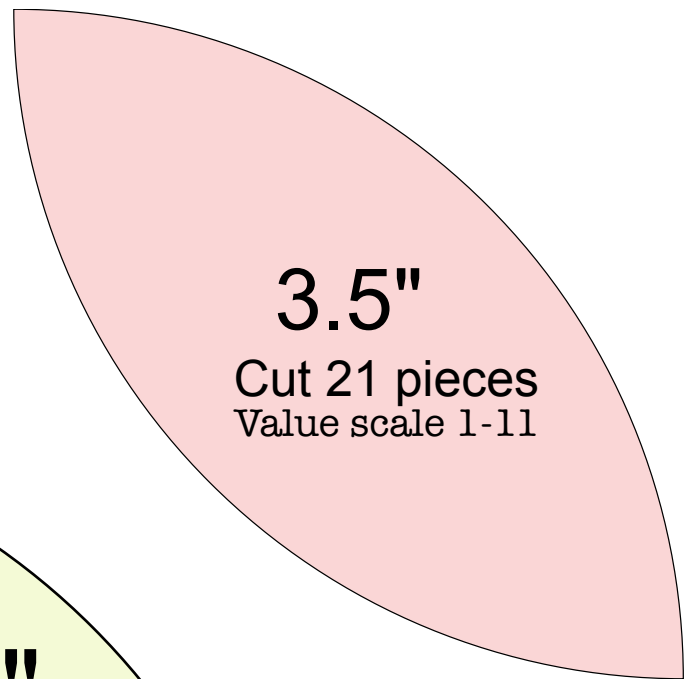
Orange Peels



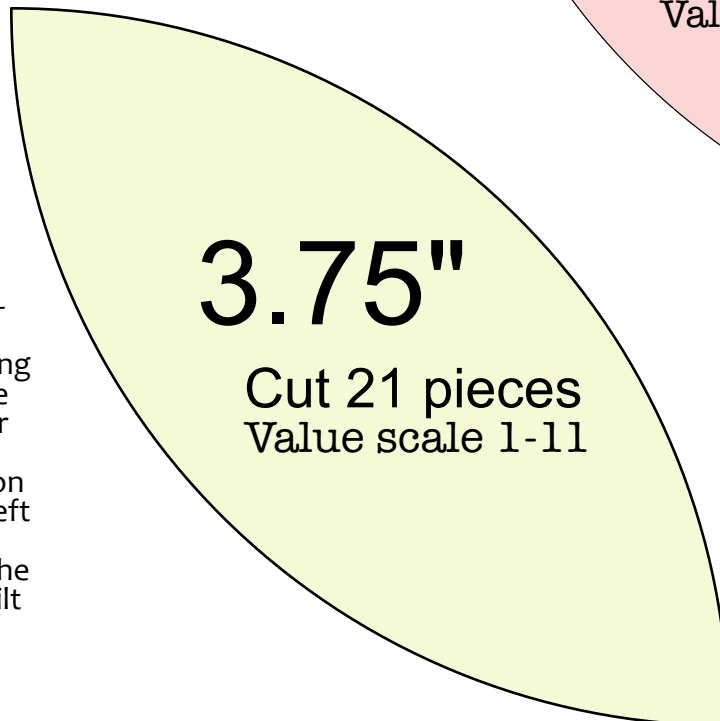
The theme of Round 4 was “curves” and so I did a variation of orange peel, placing the peels along the lower border and on the left border. Illustration to left shows the plan.

This is built on a $3\frac{3}{4}$ ” base, so if you need to attach it to something that isn’t divisible by that, add a coping strip to your existing quilt. Or use the 3.5” piece, with a 4” background block.

Cut 21 $4\frac{1}{4}$ ” squares out of low-volume fabrics. Prepare the shapes, then appliqué using your favorite method. Sew in two rows, one of 10 patches, one of 11. Attach to quilt.

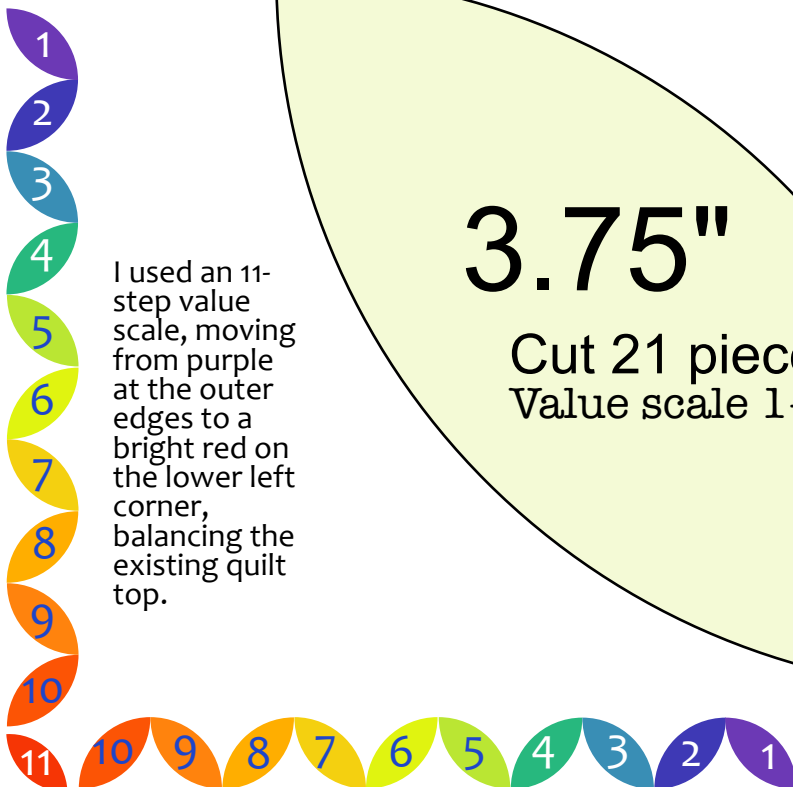


3.5"
Cut 21 pieces
Value scale 1-11



3.75"
Cut 21 pieces
Value scale 1-11

This piece does not have a seam allowance. Add it for turned edge appliqué.



I used an 11-step value scale, moving from purple at the outer edges to a bright red on the lower left corner, balancing the existing quilt top.

