

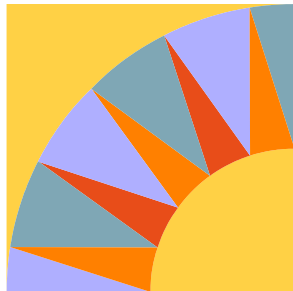
BLOCK COLORS

I use only Painters Palette Solids, by Paintbrush Studio. They have a fine weave, a nice hand, and while this is no guarantee, I've never had problems with color crocking off onto another fabric, not with color bleeding. As always, prewash if you are worried.

I buy them from Keepsake Quilting online, but there are quite a few brick and mortar shops now carrying them, so you can shop the way you want to.


I know I don't have yardage estimates on this pattern, but a good way to start is to buy half-yards of the colors needed, and build your stash that way.

At some point you'll need a color swatch card, so watch out for sales.



COLORS:
 139 Daisy
 134 Tomato
 124 Carrot
 012 Pale Iris
 138 Gulf Stream

1. Wild Sunflower, p. 5
 Make 3




COLORS:

3. Radiate, p. 12
 Make 4



COLORS:

2. Cool Rays, p. 9
 Make 4



COLORS:

4. Ocean Gleam, p.15
 Make 4




COLORS:

5. Blooming, p. 19
 Make 4


Pattern by Elizabeth Eastmond | OPQuilt.com

While a common block found everywhere, these colors and ray combinations are my designs. Please don't copy or steal.




COLORS:

6. Remember, p. 22
Make 2



COLORS:

7. Waking, p. 25
Make 5




COLORS:

8. Shimmer, p. 28
Make 5




COLORS:

9. Cereus, p. 31
Make 3



COLORS:


10. Vespers, p. 34
Make 3



COLORS:

007 Maize
202 Plum
089 Island
199 Baby Blue
031 Turquoise

11. Aurora, p.37
Make 2



COLORS:

12. Hopeful, p.40
Make 3



COLORS:

BONUS: Slant, p.43
(Optional)