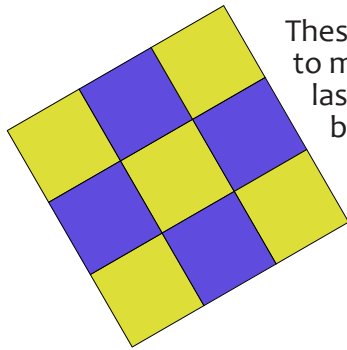
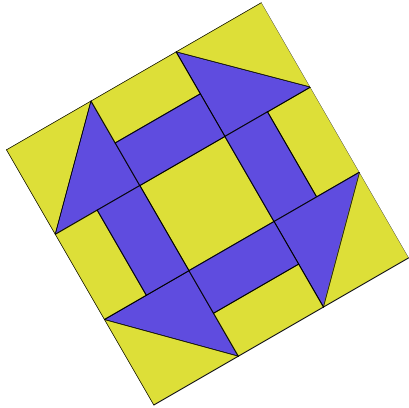


First Monday Sew-day!


June 1, 2020

Nine-patch and Churn Dash Blocks



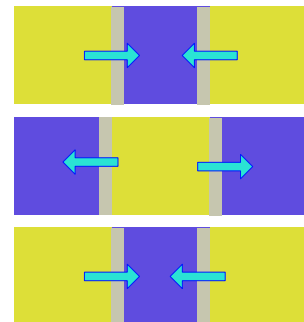

These are two of the first blocks I ever learned to make (followed up by the Log Cabin, from last month). I made all the quilts for my babies out of Nine-Patch, either by using the original block, or a variation, such as Churn Dash. There are many other variations we could talk about, but this is enough for one handout.

BASIC STEPS FOR A 9-PATCH

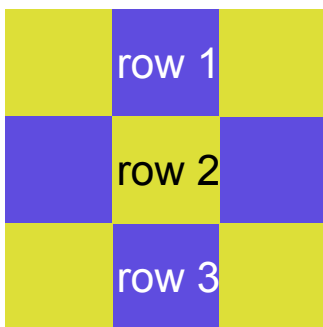


1--Cut each piece 3 1/2" square. Note there are two colors, laid out in alternating sequence.

2-- Sew first two blocks together in each row. Then add on the third block to each rows.




3-- When you press the seam to the dark, the rows will "fit" together when you go to sew.



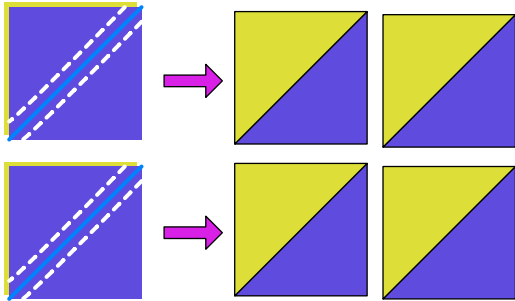
4-- Sew rows 1 and 2 together, then add row 3. Press. I usually press that long seam away from the center, but it doesn't matter.

Are you making a whole bunch of nine-patches? Then cut strips and sew them together. For each nine-patch, you'll need two sets, as shown. You'll use twice as much of the top strip set as the bottom. If your strips are cut 3 1/2" each, then cut your cross-sections into 3 1/2" wide units, as the white lines indicate.







BASIC STEPS FOR A CHURN DASH



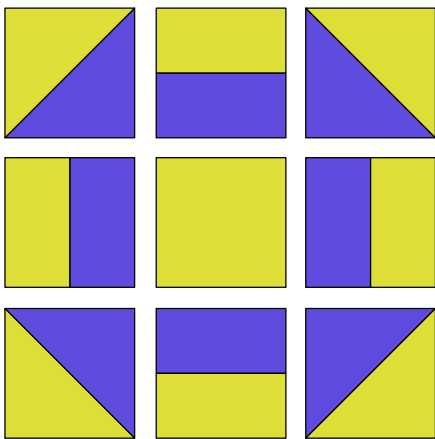
1-- Dig out your First Monday Handout from January 2020 where we talked about Half-square Triangles (HSTs). To make a 3" finished block, you'll start with a 3 7/8" pair of squares, but remember, I always nudge it up a bit, so cut them 4." You'll need four HSTs. (Make according to the instructions in Jan. 2020.)



2-- You'll need four "half-blocks" for one Churn Dash, so cut a strip 14" long and 2" wide of both colors. Sew together in a 1/4" seam.

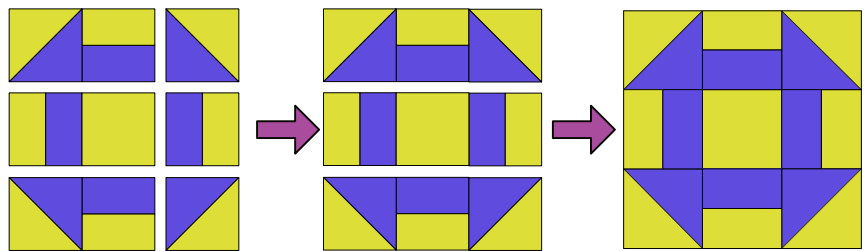


3-- Cut the strip sets apart into 3 1/2" units.



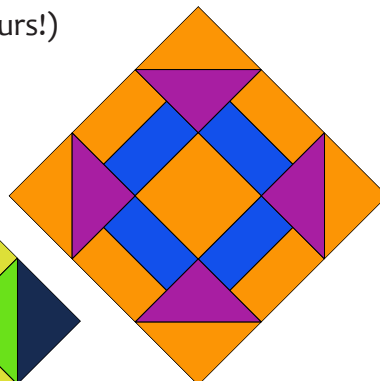
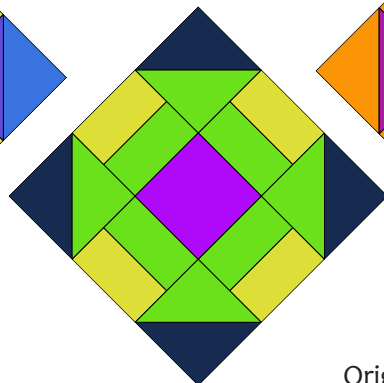
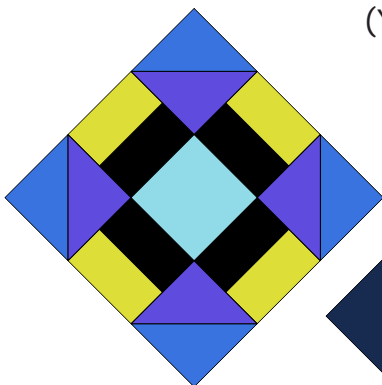
4-- Lay out your pieces, cutting one last 3 1/2" square for the center. Watch your color placement.

5-- Start sewing them together like you did your nine-patch, because that's just what you have now.



DO CHURN DASH BLOCKS HAVE AN INNER WILD LIFE?

(Yes. It matches yours!)



Quilt made by Linda Frick
@quiltlady63
Original design by Jen Kingwell